



Main

Range of Product	Modicon X80
Product or Component Type	PTO module
Number of Channels	2
Number of inputs	4
Discrete input type	Current sink yes origin input IEC 61131-2 type 3 Current sink yes proximity input and limit switch input IEC 61131-2 type 3 Current sink or source counter in position input IEC 61131-2 type 3 Current sink or source drive ready, emergency input IEC 61131-2 type 3
Input compatibility	2-wire/3-wire proximity sensor 19.2...30 V IEC 947-5-2
Output compatibility	Signal converter (USIC) RS422, 7 mA input Source input, 5 V to 24 V
Output frequency	200 KHz <1.64 ft (0.5 m) with USIC and VW3M8210R05 100 KHz <16.40 ft (5 m) with the normal source input circuit 200 KHz <32.81 ft (10 m) with the RS422 compatible circuits

Complementary

Operating threshold	> 12 V no error supply voltage > 8 V error supply voltage
Input voltage	24 V DC
Input current	4.3 mA
Voltage state 1 guaranteed	>= 11 V
Current consumption	35 mA 24 V DC preactuator 150 mA 3.3 V DC typical 200 mA 3.3 V DC maximum
Current state 1 guaranteed	>= 2 mA
Voltage state 0 guaranteed	5 V
Current state 0 guaranteed	<= 1.5 mA
Response time	< 200 µs for position completed input and drive ready input < 60 µs for origin input and proximity input
Number of outputs	1 pulse output 2 auxiliary output

Preactuator voltage detection threshold	< 8 V error preactuator voltage auxiliary output < 8 V no error preactuator voltage auxiliary output > 14 V error preactuator voltage pulse output > 14 V no error preactuator voltage pulse output
Output voltage	24 V DC
Output voltage limits	19...30 V
Discrete output current	50 mA
Current per channel	0.4 A
Maximum leakage current	0.05 MA at state 0
[Ures] residual voltage	0.15 V at state 1
Response time on output	1.2...1.5 ms on appearance 1.2...1.5 ms on disappearance
Load impedance ohmic	15000 Ohm
Output overload protection	By current limiter and electronic circuit breaker
Output short-circuit protection	By current limiter and electronic circuit breaker
Reverse polarity protection	By reverse mounting diode on output Integrated on input
Insulation between channels	No insulated
Insul btwn prim and second	1500 Vrms
Insulation resistance	> 10 MOhm
Local signalling	For module operating (RUN) 1 LED (green) For external fault (I/O) 1 LED (red) For internal fault, module failure (ERR) 1 LED (red) For download (DL) 1 LED (green) For channel status (CH00) 8 LEDs (green) for channel status (CH01) 8 LEDs (green)
Electrical connection	2 connectors 28 pins
Module format	Standard
Product certifications	CE UL CSA RCM EAC Merchant Navy ATEX zone 2/22 IECEx zone 2/22

Environment

Ambient air temperature for operation	-13...158 °F (-25...70 °C)
Derating factor	Without
Directives	2014/35/EU - low voltage directive 2014/30/EU - electromagnetic compatibility 2014/34/EU - ATEX directive
Standards	EN/IEC 61131-2 EN/IEC 61010-2-201 UL 61010-2-201 CSA C22.2 No 61010-2-201 IACS E10 EN/IEC 61000-6-5 EN/IEC 61850-3 EN/IEC 60079-0
Environmental characteristic	Hazardous location class I division 2

Ordering and shipping details

Category	18160 - MODICON M340
Discount Schedule	PC34
GTIN	3595863998634
Nbr. of units in pkg.	1
Package weight(Lbs)	5.26 Oz (149 g)

Returnability	No
Country of origin	FR

Packing Units

Unit Type of Package 1	PCE
Package 1 Height	2.24 In (5.7 cm)
Package 1 width	4.33 In (11 cm)
Package 1 Length	4.57 In (11.6 cm)
Unit Type of Package 2	S02
Number of Units in Package 2	15
Package 2 Weight	5.51 Lb(US) (2.5 kg)
Package 2 Height	5.91 In (15 cm)
Package 2 width	11.81 In (30 cm)
Package 2 Length	15.75 In (40 cm)

Offer Sustainability

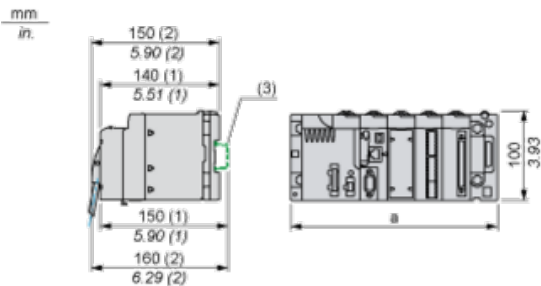
Sustainable offer status	Green Premium product
California proposition 65	WARNING: This product can expose you to chemicals including: Lead and lead compounds, which is known to the State of California to cause cancer and birth defects or other reproductive harm. For more information go to www.P65Warnings.ca.gov
REACH Regulation	REACH Declaration
REACH free of SVHC	Yes
EU RoHS Directive	Pro-active compliance (Product out of EU RoHS legal scope) EU RoHS Declaration
Mercury free	Yes
RoHS exemption information	Yes
China RoHS Regulation	China RoHS Declaration
Environmental Disclosure	Product Environmental Profile
Circularity Profile	End Of Life Information
WEEE	The product must be disposed on European Union markets following specific waste collection and never end up in rubbish bins.

Contractual warranty

Warranty	18 months
----------	-----------

Modules Mounted on Racks

Dimensions



- (1) With removable terminal block (cage, screw or spring).
- (2) With FCN connector.
- (3) On AM1 ED rail: 35 mm wide, 15 mm deep. Only possible with BMXXBP0400/0400H/0600/0600H/0800/0800H rack.

Rack references	a in mm	a in in.
BMXXBP0400 and BMXXBP0400H	242.4	09.54
BMXXBP0600 and BMXXBP0600H	307.6	12.11
BMXXBP0800 and BMXXBP0800H	372.8	14.68
BMXXBP1200 and BMXXBP1200H	503.2	19.81

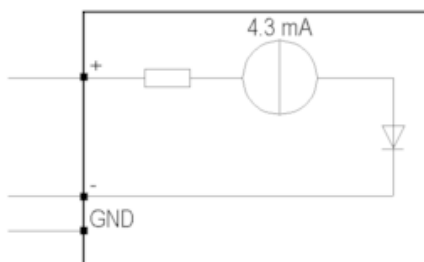
PTO Module Wiring

Auxiliary Inputs for Each PTO Channel

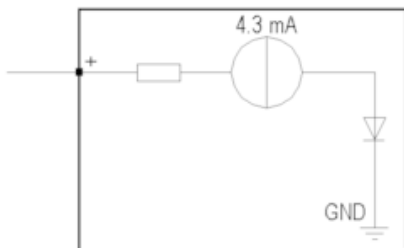
- Auxiliary Input 0: Drive_Ready&Emergency
- Auxiliary Input 1: Counter_in_Position
- Auxiliary Input 2: Origin (Signal used only for homing mode)
- Auxiliary Input 3: Proximity&LimitSwitch

Inputs Circuit Diagrams

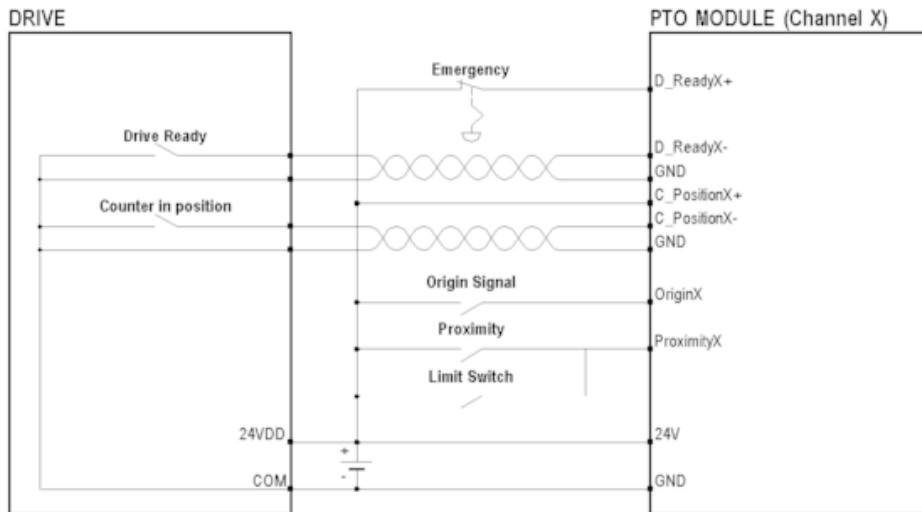
Drive_Ready&Emergency inputs or Counter_in_Position (SINK/SOURCE input type):



Origin or Proximity&LimitSwitch inputs (SINK input type):

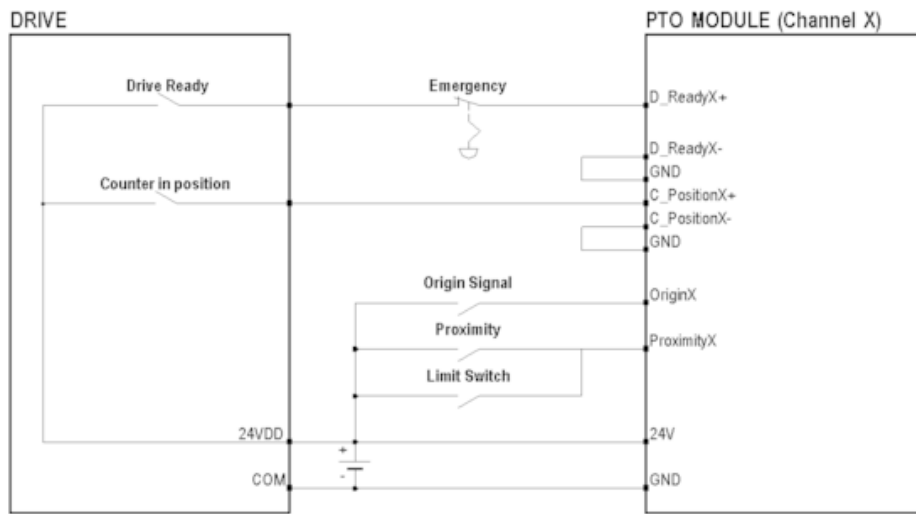


Module Connection for Drive_Ready&Emergency and Counter_in_Position of SINK type



A twisted pair cable is necessary to connect the module to the drive.

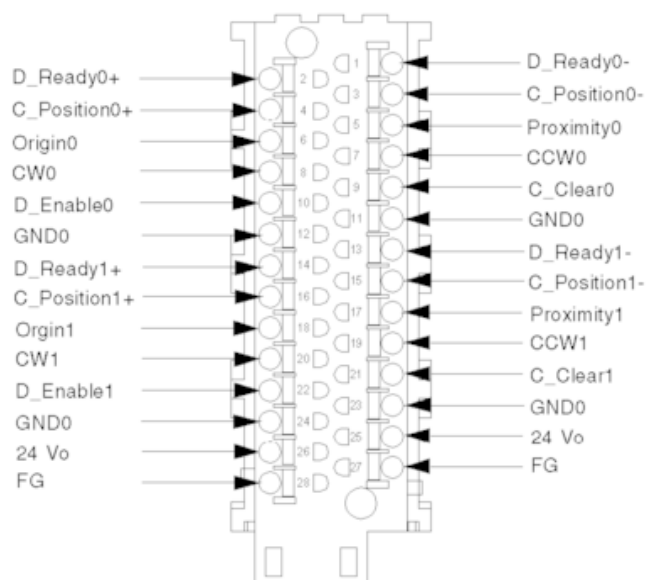
Module Connection for Drive_Ready&Emergency and Counter_in_Position of SOURCE type



NOTE: In order to stop the PTO module when the PLC is set to STOP, connect the D_ReadyX+ input to the PTO module via a BMXDRA0805 or a BMXDRA1605. This will make all outputs stop when the D_Ready&Emergency input is set to 0.

28 Pin Terminal Block Arrangements

The terminal block is arranged as followed



Product Life Status : **Commercialised**